


Projectile Impact

Which is best – PELLET OR BB



And by BEST we don't necessarily mean "the most accurate". To find out which gives the most enjoyment we have set up a two category competition in which you can enter any pellet or BB firing pistol or rifle (a rifle being any gun clearly not intended for single handed use). The targets are also styled more along the military / skirmishing line so you can use the Airsofts if you like.

So the 2 categories are

1. Pellet Firers

- (a) Pistol – any calibre, pellet firing. This can include conversions of a commercial BB into a pellet firer e.g. Dan Wesson etc.
- (b) Rifle - any calibre, pellet firing.

2. BB Firers

- (a) Pistol – any calibre, BB firing.
- (b) Rifle – any calibre, BB firing.

All targets are shot from 6 yards and any power source is eligible as long as the course of fire is compatible with it (you could not for instance successfully use a single shot pistol for the rapid fire targets !) You can enter both categories (BB and Pellets) if you wish but no mixing Airsoft pistols with air (pellet) rifles or vice-versa.

The competition will run over two months (the usual TRAINING month followed by a MISSION). There is a total of 4 courses of fire for pistol and 4 courses for rifle and you are allowed to use a different gun for each stage if you wish. If you have access to them, this means you could actually enter 4 different pellet pistols, 4 different pellet rifles, 4 BB pistols and 4 BB rifles. But, again, no mixing of BB with pellet guns – in the final score tables it will be interesting to compare the results for BBs v. pellets.

The final rifle target is a sniper style target for which you are allowed to use telescopic sights if you wish, otherwise all other targets can be engaged with any type of sight EXCEPT A TELESCOPIC SIGHT.

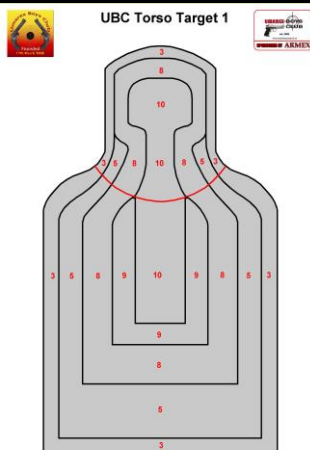
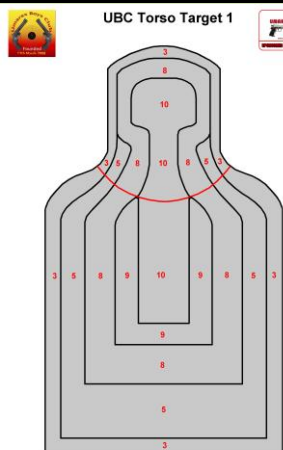
The actual courses of fire for the two months are as below.

BBs or PELLETS – WHICH IS BEST ?

TRAINING MONTH

MISSION MONTH

PISTOL TARGETS



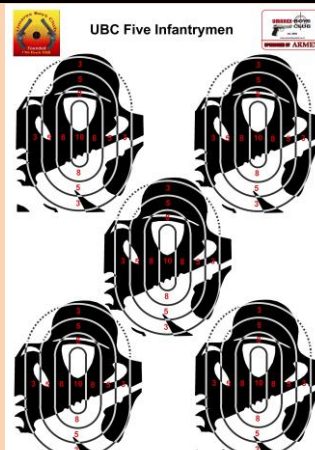
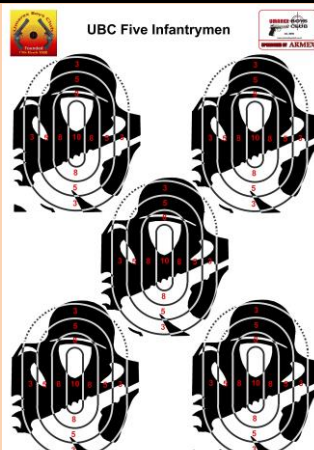
Pistol Target 1

10 shots in 2 minutes

Pistol Target 2

2 shots to body and 2 shots to head in 6 seconds.

Repeat 4 more times for a total of 20 shots



Pistol Target 1

Time limit of 30 seconds.

1 shot at each man then remove and replace magazine with fresh one and take 1 more shot at each man.

Total of 10 shots in 30 seconds.



Pistol Target 2

Throw a dice to see which 3 targets to shoot. You have 6 seconds to shoot the pattern of 3 shots.

Repeat 4 more times for a total of 15 shots

RIFLE TARGETS



Rifle Target 1

No time limit.

8 shots standing (1 at each man)

Repeat but any stance and rests allowed

Total shots = 16

Rifle Target 2

Time limit of 4 minutes.

2 shots at each of the 8 men.

That is 15 seconds per shot.

Total shots = 16




Rifle Target 1

1 shot (standing) at each of 10 camo targets in 3 minutes. 18 seconds per shot.

Repeat but any stance and rests allowed – with NO TIME LIMIT.

Total shots = 20



Rifle Target 2

There are 10 hidden men at the edge of the forest.

1 shot at each man standing then 1 shot at each man any stance and rests allowed.

You have 10 minutes from start to finish (including change of stance and adding rest) this allows 30 seconds per shot.

This is the only Target you can choose to use **Telescopic Sights** on.

Total shots = 20

Maximum Possible Score = 620

Maximum Possible Score = 650